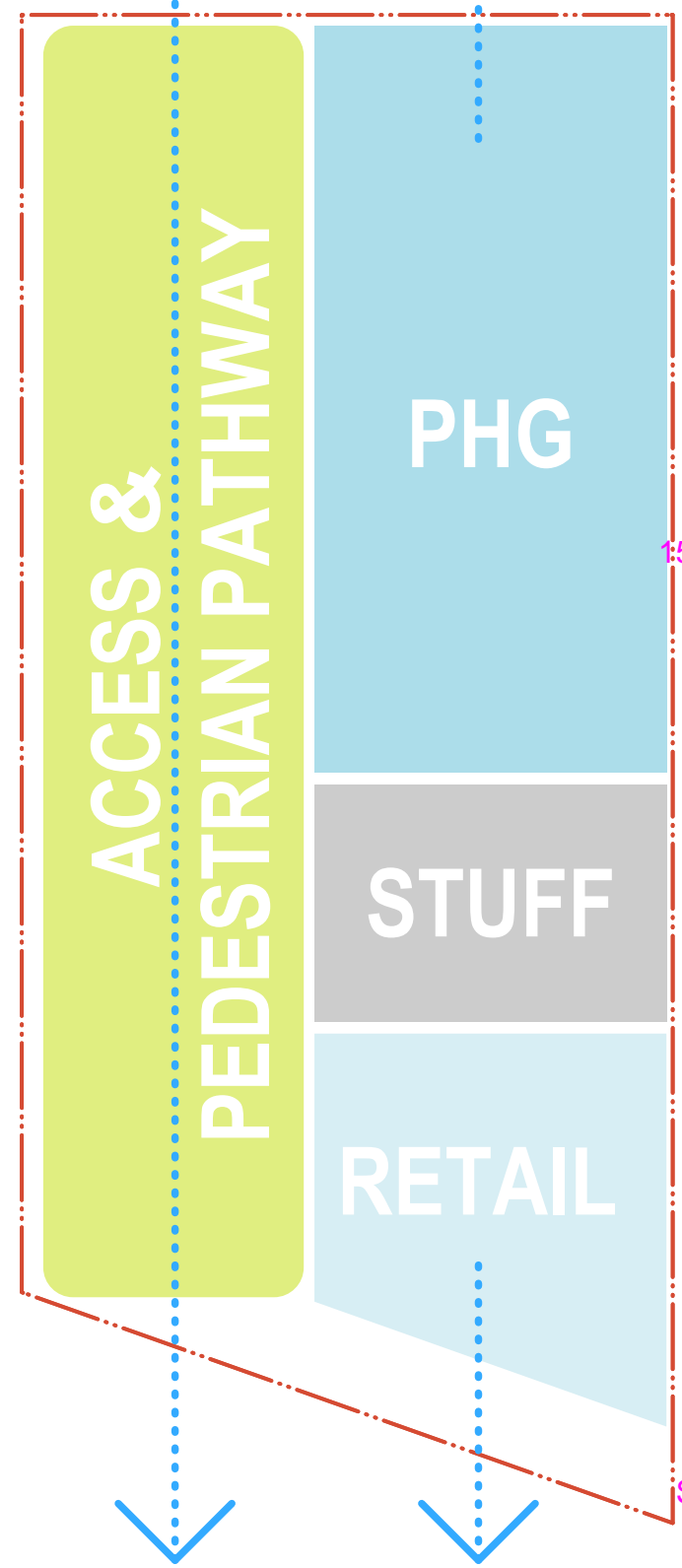


CLEVELAND ST



BACK-UP POWER REQUIRED?
DEISEL GENERATOR
SOLAR / BATTERY?

110'-0"

MODULATION
SETBACK

2'-0"


MAX 150 FEET TO ELIMINATE
FIRE TRUCK TURNAROUND

NEED PLANS OF BUILDING TO
THE EAST

REDUCE OR ELIMINATE
PARKING, MAY NEED FOR
COMMERCIAL? PLYMOUTH
WOULD LIKE A FEW SPACES



**Plymouth
Housing**
Building Hope. Transforming Lives.



Environmental Works
COMMUNITY DESIGN CENTER

402 15th Avenue East
Seattle, Washington 98112
206.329.8300
206.329.5494 fax

REACH OUT TO WASTE
MANAGEMENT
15' VERTICAL CLEARANCE MIN.
NEED TURN AROUND
TRAFFIC ENGINEER TO
DIAGRAM

DRIVE AISLE

DRIVE IN BACK OUT
TRASH STAGING

DO NOT NEED DETENTION
BIORETENTION RAINGARDEN
PRIOR TO REGIONAL
DETENTION FACILITY

LINE OF HOUSING ABOVE

255'-0"

RETAIL 3400 SF

SUPPORT
SERVICES
5700 SF

ELEC
VAULT

SITE PLAN OF REGIONAL TRAIL
SOUND TRANSIT PLAN THEN
REFINE CONECTIVITY

14'-0"

BNSF SETBACK

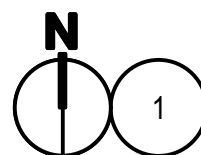
REDMOND CENTRAL CONNECTOR

PSH REDMOND

16725 CLEVELAND ST
Redmond, WA

05 MARCH 2024

Proj. No. 24-005

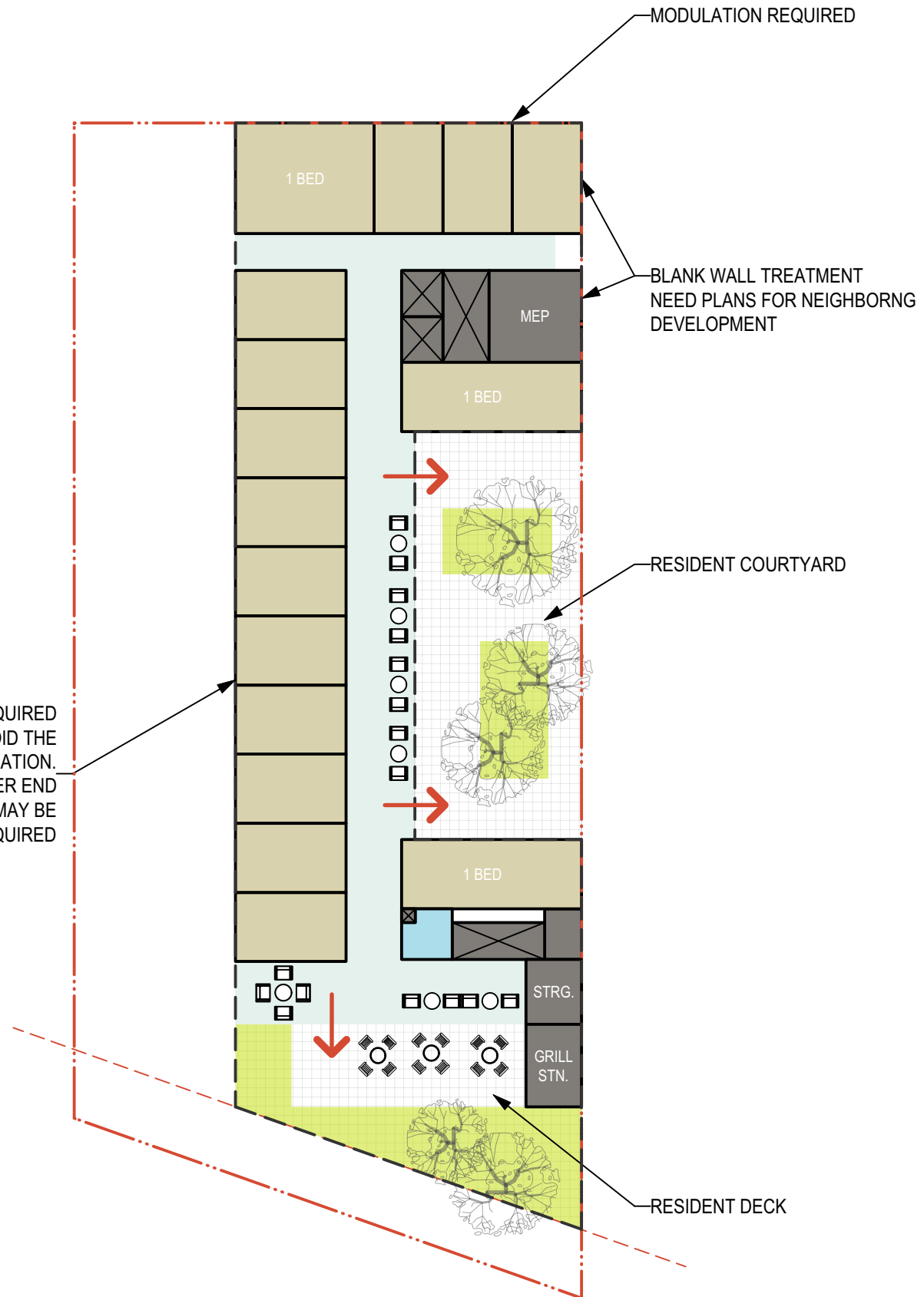


LEVEL 1 - SLIM JIM
SCALE: 1/32" = 1'-0"


A1.0

85 - STUDIOS
15 - 1 BED

MODULATION REQUIRED
BRICK WOULD AVOID THE
NEED FOR MODULATION.
IN GENERAL HIGHER END
MATERIALS MAY BE
REQUIRED



Plymouth Housing
Building Hope. Transforming Lives.



Environmental Works
COMMUNITY DESIGN CENTER

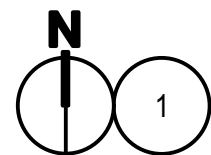
402 15th Avenue East
Seattle, Washington 98112
206.329.8300
206.329.5494 fax

PSH REDMOND

16725 CLEVELAND ST
Redmond, WA

05 MARCH 2024

Proj. No. 24-005



LEVEL 2 - SLIM JIM
SCALE: 1/32" = 1'-0"

A2.0